


How to log into genU Training Online for the first time

Step 1

Select this link <https://www.genutrainingonline.org.au> to go to genU Training online.


Step 2


Select “Forgot Password?”



WELCOME TO GENU TRAINING ONLINE


Login

Username 

Password 

Remember Me

SIGN IN

Or Login with 

genU Training Online

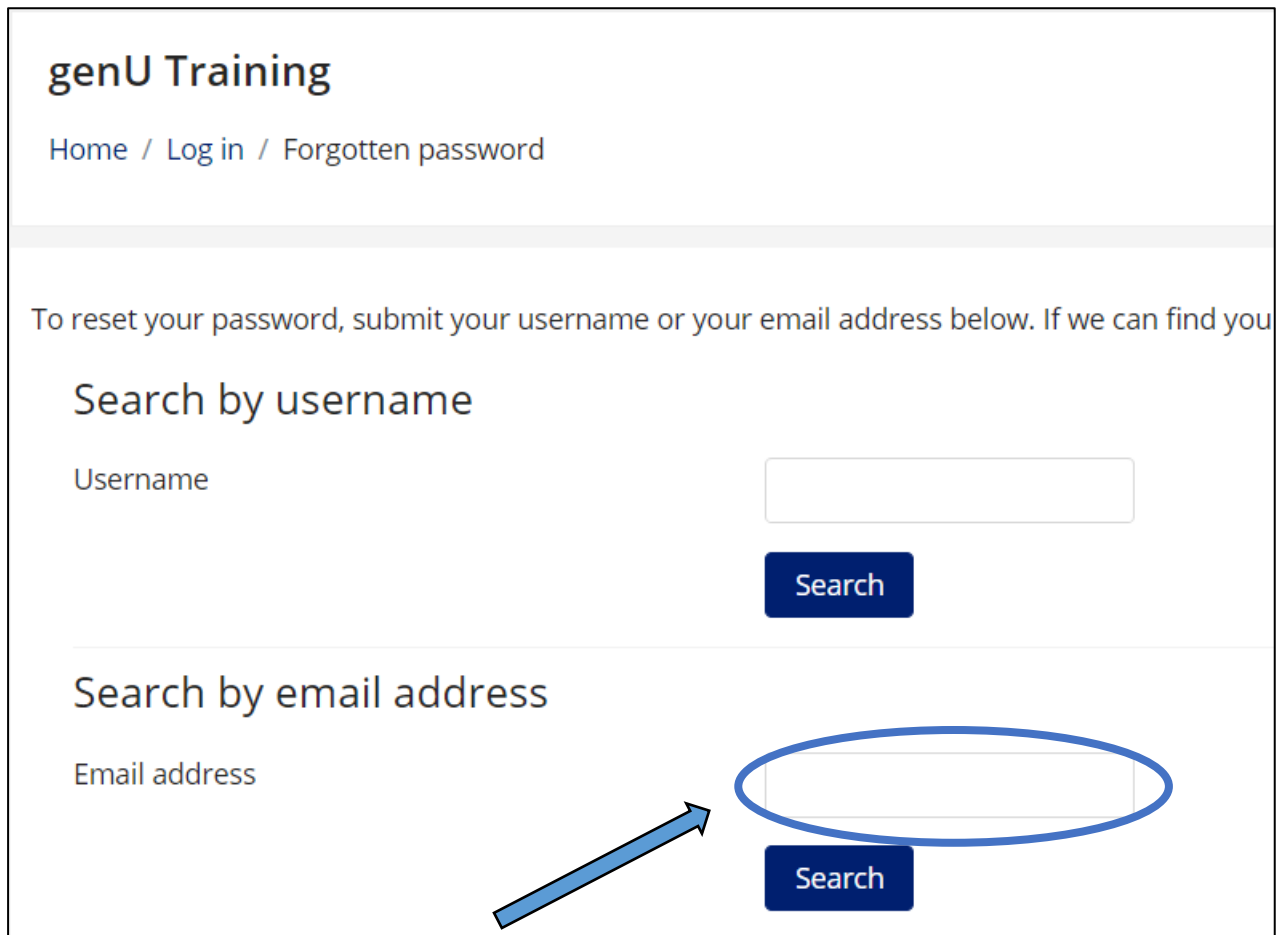
Need help? Visit our support page, or contact us on **1300 582 687** or email training@genu.org.au

genU TRAINING

[Forgot Password?](#)

Step 3

Enter your enrolment email address in the “Search by email address” text box and select the **Search** button



genU Training

[Home](#) / [Log in](#) / [Forgotten password](#)

To reset your password, submit your username or your email address below. If we can find you

Search by username

Username

Search

Search by email address

Email address

Search

Step 4

You will receive an email titled “genU Training: Password reset request”.

What if I don't get an email?

1. Wait a couple of minutes.
2. Check your spam or junk email folder, just in case – if you find it there, move the email into your inbox.
3. If you still don't have an email contact us: training@genu.org.au

Step 5

Your user account name and a link to reset your password are in the email. It will be similar to this one. Select the link in your email.

A password reset was requested for your account/username 'yourname' at genU Training.

To confirm this request, and set a new password for your account, please go to the following web address:

https://www.genutrainingonline.org.au/login/forgot_password.php?

(This link is valid for 30 minutes from the time this reset was first requested)

If this password reset was not requested by you, no action is needed.

Step 6


Create a new password


Please enter your new password below, then save changes.


Set password

Username

The password must have at least 8 characters and contain at least 1 uppercase character(s) such as A, B, or C

New password 

New password (again) 

There are required fields in this form marked  .

TIP: Your password must contain at least 8 characters with at least 1 uppercase, 1 lowercase, 1 numeric and 1 symbol.

What do I do next time?

To log in again go to <https://www.genutrainingonline.org.au> and enter your username and password.

Visit our [support page](#) for more information.

What if I still can't log in?

If you still can't log in after following these steps please contact us:

training@genu.org.au